

Japan's longest suspension bridge

M I S H I M A  
**SKYWALK**


\You can see Mt.Fuji!/\





## Best View in Japan!

Enjoy the view of Mt. Fuji, Japan's highest mountain, and Suruga Bay, Japan's deepest bay, from Japan's longest suspension bridge.



# Park Map



NORTH AREA

Activities

## 1 Adventure Course



## 2 Canopy Course/ Kids' Course



## 3 Long Zip Slide



## 7 E-Bike Trail Tour



## 8 Flock



## 10 Kicoro no Mori

Walking trail in the North Area  
This forest is the home of many small wooden characters called Kicoro. From June to August, 13,000 hydrangea plants, in 205 varieties, bloom together. \*As of 2021

## 9 Dog Run



Construction cost:  
200 million yen

## 11 Luxury Toilet

With a focus on space creation and a sense of cleanliness, this luxury women's toilet also features a Japanese garden and a powder room.

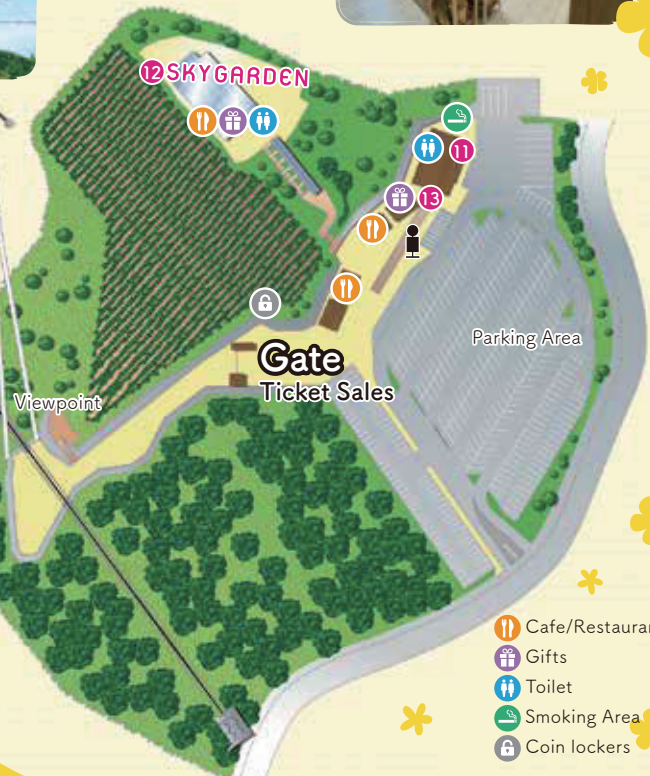
SOUTH AREA



## 12 SKY GARDEN

Enjoy shopping while gazing at a ceiling covered in flowers. You can also buy food or drink, or relax in a rest area.

## 13 Gift Shop



- Cafe/Restaurant
- Gifts
- Toilet
- Smoking Area
- Coin lockers



# Activities

The North Area after crossing the suspension bridge.

Enjoy tree-top athletics and ride activities to the fullest!

Scan for more details on activities



## Adventure Course

Climb, cross and ride: an athletic experience above the trees. Use your head and your body to reach the goal! Everyone including parents, kids, and friends can race around the forest together.



## Canopy Course

Course with somewhat lower height and difficulty. An experience for kids and a wide range of other people.

## Kids' Course

Forest athletics at a lower height for the enjoyment of small children. Kids too can enjoy a full-fledged activity experience.



Dinosaur Adventure

Enjoy two different types of attractions: Dinosaur Maze and AR Shooting. If you complete your mission, you get a badge!

### Maze



Find the dinosaurs hidden in the forest



AR

### Sky Ice Cream

Only those who cross the suspension bridge can eat sky-colored soft-serve ice cream.



Soft Soft

## Ride Activities

All activities are guided tours, exploring the forest after training by an instructor. Even beginners can participate with no worries!

### Segway Guided Tour



### Go Go Buggy



### E-Bike Trail Tour



## Long Zip Slide

Slide below the longest suspension bridge in Japan on your way out, and slide towards Mt. Fuji on your way back. Round-trip distance is 560 m, and you can soar like a bird while viewing gorgeous scenery.



Suspension bridge on the way out  
Mt. Fuji on the way back



Flock

A shop where you can interact and take pictures with owls and small animals. The shop decor is like a forest, so it feels almost like you really met an owl in the forest.



You'll be cheered

by their adorable expressions



## Picnic Café

Grab a basket and enjoy eating surrounded by nature!



Left: Basket set with hot dog, featuring a hand-made frankfurter from the Mt. Fuji highlands  
Right: Basket set with smoked chicken sandwich, made with fresh vegetables and young chicken

## SOUTH AREA

### The South Area speaks of taste and attention to detail

Here you can enjoy food with a focus on locally produced ingredients as well as shopping.

#### SKY GARDEN—A Shop Where Flowers Bloom Above SHOP & RESTAURANT

Where flowers bloom above...

## SKYGARDEN

The SKY GARDEN allows you to appreciate the beauty of flowers throughout the year and in any season. Enjoy shopping and eating while gazing at these wonderful flowers.

Enjoy a drink with your favorite doggy

Flower chandeliers cover  
the entire ceiling

黄金トマトの  
カル麺

KARUMEN®  
Golden Tomato Karumen

Very popular tomato ramen made using whole tomatoes. Homemade noodles blended with Japan-grown wheat have a unique slippery yet chewy texture. Enjoy the pleasant, distinctive flavor and aroma of quality wheat.



Tomato noodles with Hakone Seiroku  
Mishima brand vegetables



Pasta pescatore with jack-knife shrimp  
from Suruga Bay

## SKYWALK SHOP

A great lineup of MISHIMA SKYWALK original goods. The most popular is a 75.5 cm long Baumkuchen cake. A take-home gift with big impact!




## Gift Shop

It's easy to drop into this gift shop in front of the parking area. There are Izu and Hakone souvenirs, as well as "Ichigo Daifuku"—a whole ripe strawberry grown in Izunokuni City, and wrapped in soft mochi (rice cake).



いちご大福  
Strawberry Sweets



## Mori no Kitchen RESTAURANT

Experience local Hakone Seiroku Mishima brand vegetables at this restaurant, which also sells Skywalk Mishima croquettes.



Ashitaka beef curry

Luxurious steak curry,  
made with tender,  
flavorful Shizuoka  
brand-name beef

A local gourmet item made with 100%  
Mishima Bareisho (May Queen)  
potatoes. Rich with the flavor  
of ground pork, raised in  
the Hakone foothills



Mishima croquette



## SKYWALK COFFEE CAFE

This café offers coffee brewed with water sourced from 300 m underground and specially selected beans, as well as soft-serve ice cream made with fresh milk from a farm at the foot of Mt. Fuji.



Famous  
product!

Star ice cream cones—soft serve  
topped with star-shaped rice biscuits  
dipped in syrup—are a big hit!



\*Menu and products subject to change.

# Access

Easy access from Izu or Hakone!



## By Car

Approx. 60 mins. from Tomei Expressway Atsugi IC  
 Approx. 15 mins. from Tomei Expressway Numazu IC  
 Approx. 15 mins. from Shin-Tomei Expressway Nagaizumi-Numazu IC  
 Approx. 30 mins. from Shuzenji Road Shuzenji IC  
 Approx. 10 mins. from Hakone Shindo Hakone Toge IC



## By Public Transportation

Approx. 20 mins. by taxi from JR Mishima Station

Approx. 25 mins. by bus from JR Mishima Station

(Bus stop for bus line 5 at Mishima Station South Exit, get off at MISHIMA SKYWALK bus stop)

Approx. 20 mins. by bus from Motohakone



3 mins. by car from MISHIMA SKYWALK



**ドラゴンキャッスル**  
 Dragon Castle



**Master the Heights**  
 Tower Athletics in the sky



A "mountain castle"  
 under the eyes of  
 the World Heritage site,  
 Mt. Fuji. The new  
 attraction in Mishima:  
**Dragon Castle**



This athletic tower is divided into six levels: a ground-level section, kids' course at a height of 1 m, athletic courses at heights of 3 m, 8 m, and 13 m, and an observation deck at a height of 17 m. A "jungle gym for adults" that kids can also enjoy.

123-1 Yamanaka-shinden, Mishima-shi,  
 Shizuoka Prefecture

**Tel. 055-985-2626**

<https://dragon-castle.jp/> (Japanese language only)

Hours of operation: 9:00 am – 5:00 pm  
 (final admission: 3:20 pm) \*Varies depending on the season

Open 365 days/year

(except when closed due to severe weather, or for maintenance)

Website



Twitter



## Admission fees (tax included)

Adults	Ages 12 to 17	Ages 6 to 11
1,100 yen	500 yen	200 yen

\*Fees may change for events, and depending on the season.

\*Preschoolers are free.

\*Rain jackets are distributed free of charge on rainy days.

\*A disability discount is available. Please present a disability certificate when purchasing tickets.

## Hours of operation

9:00 am – 5:00 pm

\*The hours of operation may change due to events and weather conditions.

Open 365 days/year

## Parking (free)

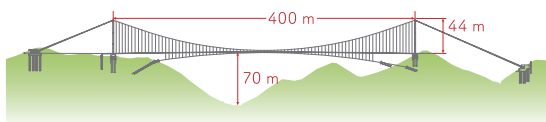
● 400 regular cars ● Up to 28 large vehicles

## Rental guide

● Wheelchair: Free ● Stroller: 500 yen

● Dog cart: 500 yen

Rental dog carts are only for dogs weighing less than 25 kg that fit in the cart. Visitors can bring their own carts of width 70 cm or less. Pets cannot cross the bridge in a cage, bag, or held in a person's arms.



## Overview

● Total length: 400 m\* ● Height: 70 m

● Walkway width: 1.6 m ● Total height of main towers: 44 m

\*The longest pedestrian-only suspension bridge in Japan

## Activities



For details on activities, or to make reservations, please scan this QR code.



313 Sasahara-shinden, Mishima-shi,  
Shizuoka Prefecture 411-0012  
TEL. 055-972-0084  
Group reservation exclusive number  
TEL. 055-971-0400

Website



Instagram

